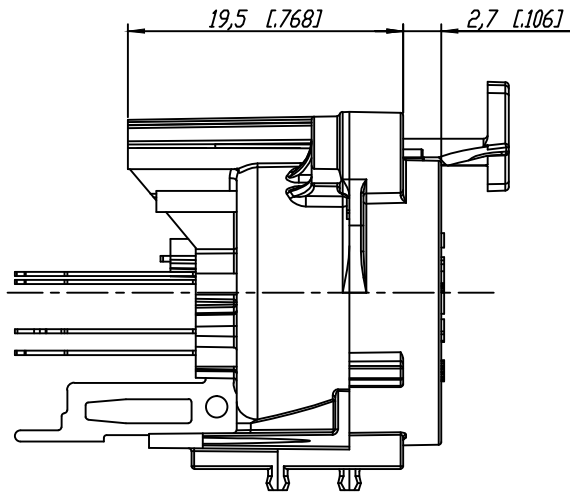
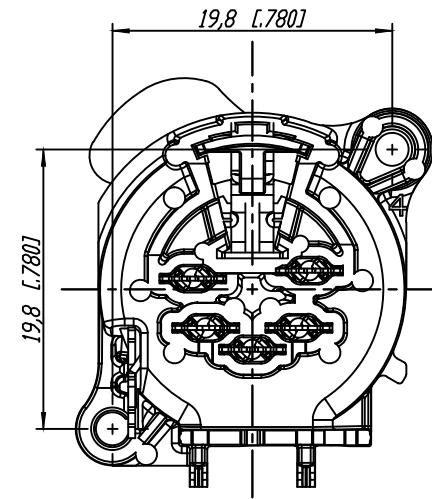


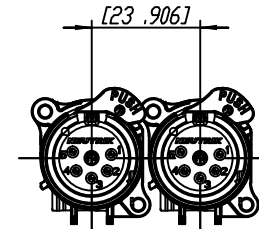
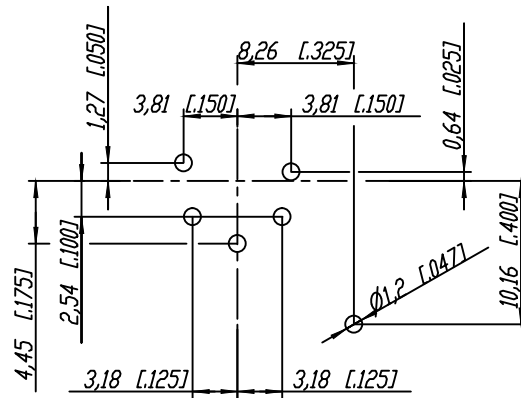
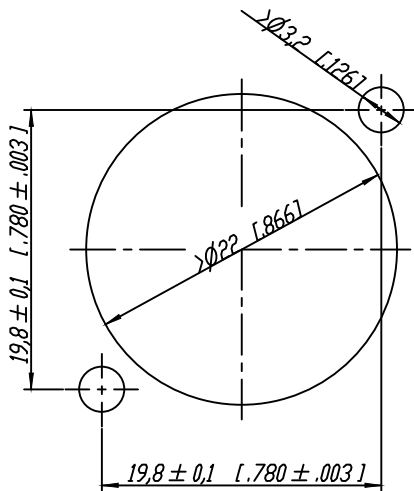
Frontplattenausschnitt (Rückseite)
Panel cut out (rear side)



Print-Bohrplan (Bestückungsseite)
PCB-Layout (component side)



min. Einbauabstand
min assembling distance



Allgemeintoleranzen ISO 2768-m	Werkstoff	Massstab	Datum	Name
			Gezeichnet	-
			Freigegeben	-
			Geaendert	-
Benennung			Aend.-Nr.	Aend.-Index
NC5FAV-AE			-	-
NC5FAV-AE			Ersatz fuer 8102ST1859	Blatt 1 von 2 Bl.
NEUTRIK AG FL-9494 SCHAAN			Zeichn. Nr.	
			ST-NC5FAV-AE	