



PRODUCT MANUAL

NAC3FPX-TRUE1 | powerCON® TRUE1® Chassis APPLIANCE OUTLET

1 APPLICATION & SAFETY INSTRUCTION

✓ IP 65 & IP 67 RATED & airtightness

APPLICATION:

- The powerCON® TRUE1® system is certified as a connector with breaking capacity according to IEC 60320-1, EN IEC 60320-1, UL 60320-1, CSA C22.2 No. 60320-1.
- It is intended for use as an appliance coupler and interconnection coupler.
- It serves to supply power to an appliance and from an appliance to other equipment.
- To be installed by qualified person only.

POWER IN

APPLIANCE INLET
NAC3MPX-TRUE1



CONNECTOR
NAC3F-TRUE1-S
NAC3F-TRUE1-L
NAC3FX-W-TOP
NAC3FX-W-TOP-L

POWER OUT

APPLIANCE OUTLET
NAC3FPX-TRUE1



PLUG CONNECTOR
NAC3M-TRUE1-S
NAC3M-TRUE1-L
NAC3MX-W-TOP
NAC3MX-W-TOP-L

POWER IN / POWER OUT ▶ Combination

APPLIANCE INLET / APPLIANCE OUTLET
NAC3PX-TRUE1

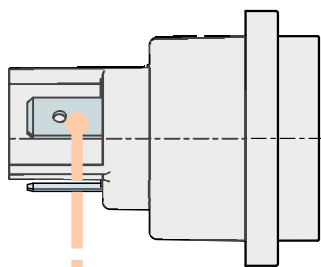


CONNECTOR
NAC3F-TRUE1-S
NAC3F-TRUE1-L
NAC3FX-W-TOP
NAC3FX-W-TOP-L

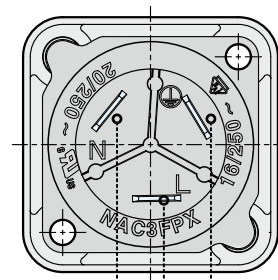
PLUG CONNECTOR
NAC3M-TRUE1-S
NAC3M-TRUE1-L
NAC3MX-W-TOP
NAC3MX-W-TOP-L

2 ASSEMBLY INSTRUCTION

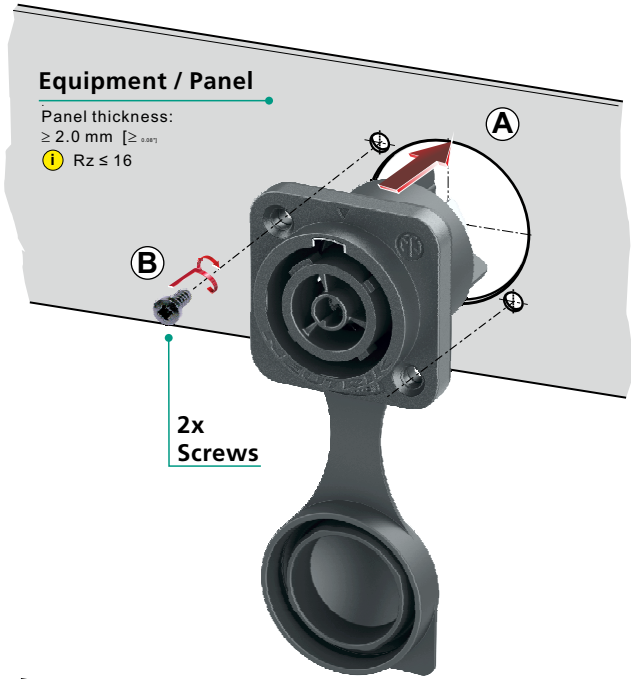
Step 1: Wiring



Flat tabs for FASTON®
6.35 mm x 0.8 mm (1/4" x 0.03")

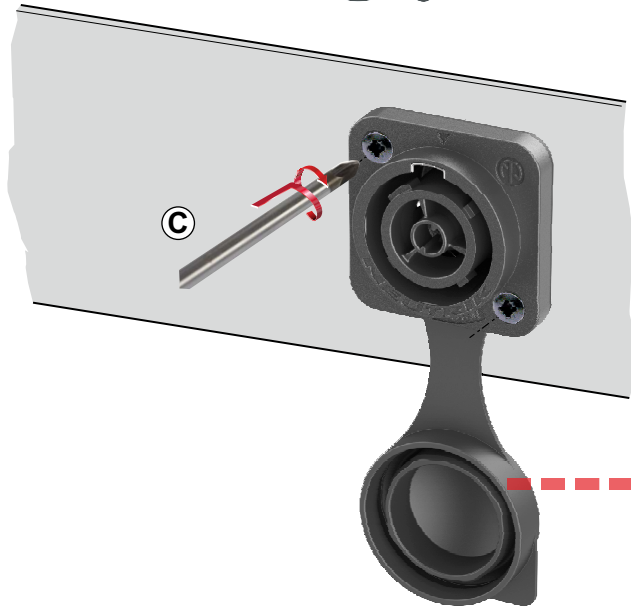


NOTE: To be only used flat connectors according to IEC 61210.



Step 2: Assembly

- A** Insert the receptacle from the front into the panel.
- B** Position the screw and fasten it.
(Recommended screw look at Point 3.b)



C **ATTENTION:**
 Tightening torque $M_A = 40 - 50 \text{ Ncm}$

POZIDRIV® #1

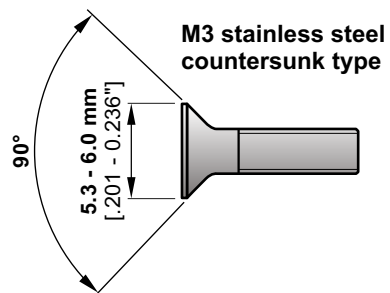
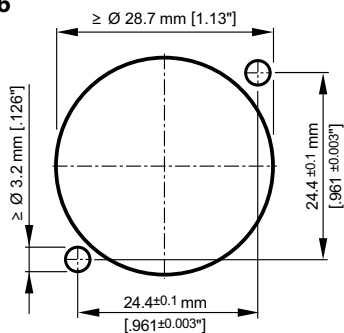
NOTE: Lubricate sealing lip with silicon from time to time.

3 Additional information

A Panel Cutout (Rear Side)

B Recommended screw

$Rz \leq 16$






4 Application and Safety Instructions

A Assembly

- When assembling and processing the product, ensure the use of appropriate personal protective equipment.
- Neutrik components must only be assembled with designated and specified components.
- Replacement parts are suitable only when used in combination with the designated components. The product's characteristics are guaranteed only in the intended combination.
- To ensure the IP protection class, a suitable mounting surface and mounting type must be ensured.

B Application

- The product is exclusively intended for installation in electronic equipment or similar devices.
- The product is not intended for use in medical applications.
- The product is not intended for use in potentially explosive or flammable environments.
- Plug-in devices are not intended for use as climbing aids. Caution: Electrical hazards!
- For indoor use only .
- Rated values are marked on the product and the smallest packaging unit.

C Operation

- The evaluation of the safety of this product was carried out according to standard specifications under laboratory conditions.
- After installation in an electronic device or similar, the product safety in the intended application must be ensured by the respective party involved.
- Before plugging in, check the contact area for dry surfaces.
- Product surfaces may cause burns at elevated ambient temperatures. Ensure the use of appropriate protective equipment.
- Neutrik Products are only allowed to use with compatible products from Neutrik Group brands.
- To ensure the IP protection rating, a suitable mounting surface and mounting method must be ensured.
- Customer is responsible for ensuring that the male contact is de-energized when unplugged.
- The customer is responsible for ensuring that the plug is de-energized when it is not plugged in.
- The product is unsuitable for use by vulnerable consumers.
- Children should be supervised to ensure that they do not play with the product.
- The customer is responsible for the stress-free condition of the male contact when not plugged in.
- Children should be supervised to ensure that they do not play with the product.
- The use of the intended connectors is absolutely necessary to ensure the IP65 and IP67 protection ratings when plugged in.
- Appliance couplers complying with this part of IEC 60320-1, EN IEC 60320-1, UL 60320-1, CSA C22.2 No. 60320-1 are suitable for normal use at ambient temperatures not normally exceeding +40 °C, but their average over a period of 24 h does not exceed +35 °C, with a lower limit of the ambient air temperature of -5 °C.

D Cleaning

- Clean only with dry and lint-free materials or compressed air.
- The product must not be cleaned while under load. The product may only be cleaned while it is not connected to any voltage and without the use of cleaning agents.

E Damages

- Handle products with care.
- In case of visible damages, check the suitability of the product for use.
- Local legal regulations must be taken into account when disposing of waste.



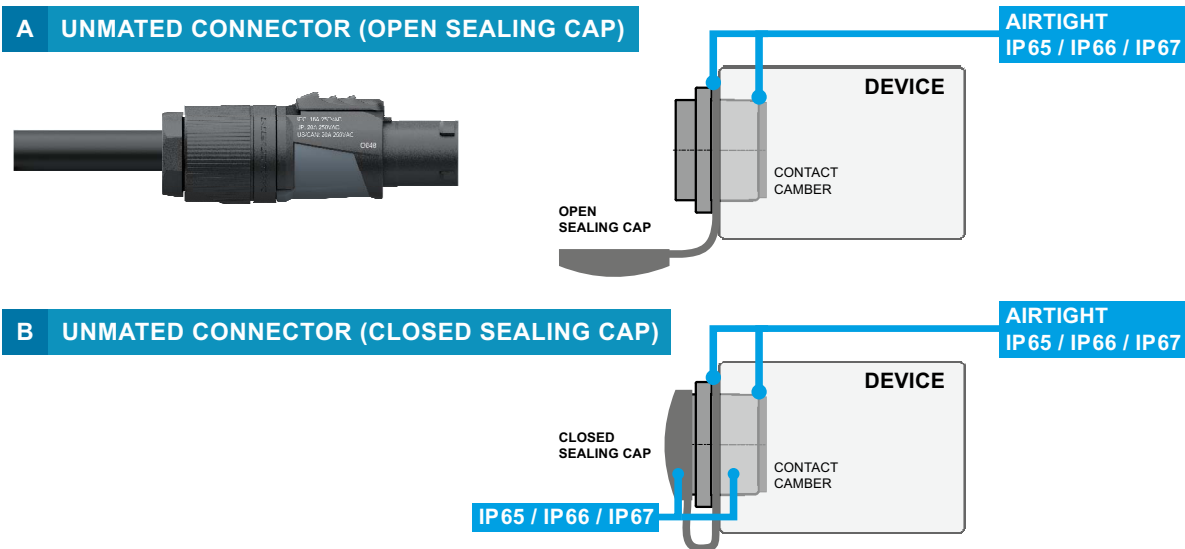
5 Compatibility information

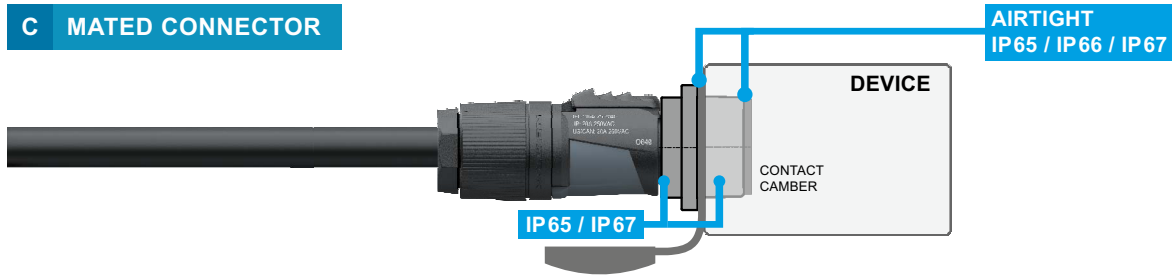
The products are suitable for use with the products listed below. When used with other products, the suitability and safety must be assessed before commissioning and appropriate safety measures must be taken if necessary.

	NAC3FPX-TRUE1	NAC3MPX-TRUE1	NAC3PX-TRUE1
NAC3F-TRUE1-S NAC3F-TRUE1-L	Not applicable	Certified acc. to: UL 60320-1 EN IEC 60320-1	Certified acc. to: UL 60320-1 EN IEC 60320-1
NAC3M-TRUE1-S NAC3M-TRUE1-L	Certified acc. to: UL 60320-1 EN IEC 60320-1	Not applicable	Certified acc. to: UL 60320-1 EN IEC 60320-1
NAC3FX-W-TOP NAC3FX-W-TOP-L Certified in combination with NAC3MPX-TOP & NAC3PX-TOP	Not applicable	Tested acc. to: UL 60320-1 EN IEC 60320-1	Tested acc. to: UL 60320-1 EN IEC 60320-1
NAC3MX-W-TOP NAC3MX-W-TOP-L Certified in combination with NAC3FPX-TOP & NAC3PX-TOP	Tested acc. to: UL 60320-1 EN IEC 60320-1	Not applicable	Tested acc. to: UL 60320-1 EN IEC 60320-1

Information about the intended combinations and their IP protection class.

	NAC3FPX-TRUE1	NAC3MPX-TRUE1	NAC3PX-TRUE1
NAC3M-TRUE1-S	IP65 / IP67	Not applicable	IP65 / IP67
NAC3M-TRUE1-L	IP65 / IP67	Not applicable	IP65 / IP67
NAC3F-TRUE1-S	Not applicable	IP65 / IP67	IP65 / IP67
NAC3F-TRUE1-L	Not applicable	IP65 / IP67	IP65 / IP67
NAC3MX-W-TOP	IP65	Not applicable	IP65
NAC3MX-W-TOP-L	IP65	Not applicable	IP65
NAC3FX-W-TOP	Not applicable	IP65	IP65
NAC3FX-W-TOP-L	Not applicable	IP65	IP65
ultimate POWER CORDS	IP65 / IP 66 / IP67	IP65 / IP 66 / IP67	IP65 / IP 66 / IP67





5 More Information on the website

<https://www.neutrik.com/en/neutrik/products/powercon-r/powercon-r-true1>



Document No.: BDA 709 V4
Date: 2024-10-07

Neutrik AG | LI-9494 Schaan
www.neutrik.com

Data subject to change without prior notice. © 2024 NEUTRIK®, NEUTRIK®, powerCON are registered trademark of Neutrik AG. ALL RIGHTS RESERVED.